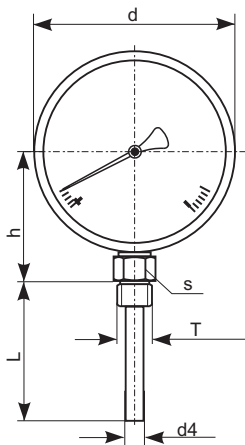


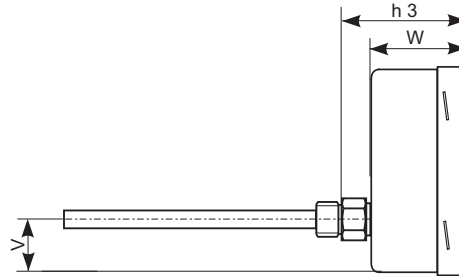
TECHNICAL SPECIFICATIONS
Gas Actuated Thermometer Dimensions

Data Sheet DIM T GF4

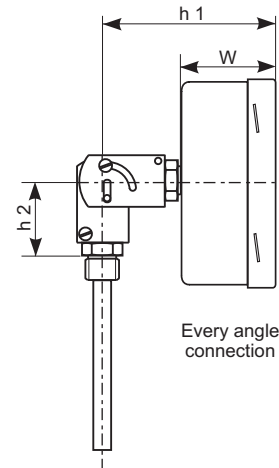
DIMENSIONS OF GAS ACTUATED THERMOMETERS AND THERMOWELLS



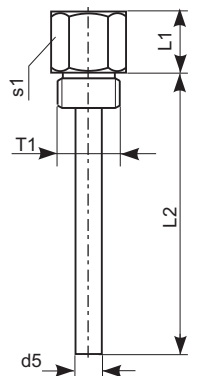
Bottom connection



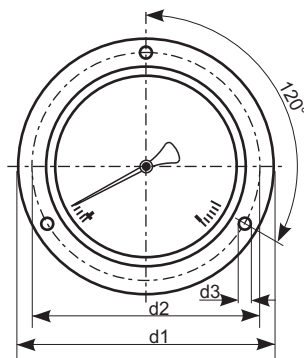
Rear connection



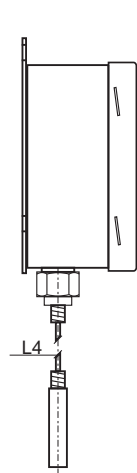
Every angle connection



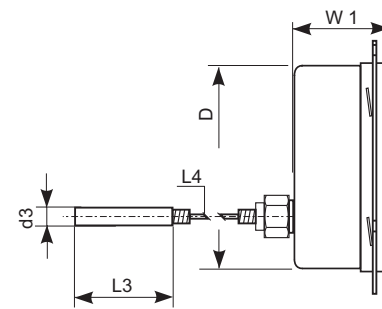
Fabricated stainless steel thermowell (pocket)



3 hole mounting flange.



Bottom connection with rear flange (surface mount) with flexible capillary.



Rear connection, front flange (panel mount) with flexible capillary. (narrow front ring with bracket mounting optional)

GAS ACTUATED THERMOMETER DIMENSIONS (in mm)																	Panel cut out to suit back entry gauges		Weight in kg			
Nom Case Ø	D	d	d1	d2	d3	d4	d5	h	h1	h2	h3	L	L3	L4	s	T	V	W	3 Hole MTG	Clamp MTG	Dry	Glyc filled
63	62	64	85	75	3.6	12mm dia std	14mm dia std	50	72	47	57	Standard lengths 100, 150, 200, 250 & 300mm. Non standard & other lengths up to 2m available on request.	150mm standard. Other lengths on req.	Capillary length on request, up to 30m	0	Standard 1/2" BSP / NPT. Other sizes on request.	11	32	64	64	0.3	0.35
100	99	101	132	116	4.8	6, 8, 9.5 & 10mm dia on request.	8, 10 & 12mm dia on request.	70	89	47	74				22 Hex		22	49	101	101	0.7	1.0
160	158	161	196	178	5.8			95	91	47	76				22 Hex		51	51	160	160	1.0	2.2
250	248	262	285	270	5.8			145	94	47	79				22 Hex		72	54	250	250	2.0	NA

FABRICATED THERMOWELL DIMENSIONS (SOLID MACHINED ON REQUEST) (in mm)					
d4	L1	L2		s1	T1
16	25	Standard lengths: 80, 130, 180, 230, 280mm Non standard lengths & other specifications on request.		27 Hex	1/2" BSP / NPT male thread standard. Other specifications on request.